



Universal Lithium Battery Supply

SMARTER CHEMISTRY. SAFER ENERGY.

LITHIUM GOLF CART BATTERIES



10
YEARS
WARRANTY



Top Quality LFP Cell

10 Year Warranty

Multiple Voltages

IP67 Waterproof Rating

Remote Bluetooth Capability



LONGER RUN TIME

RELIABLE POWER FOR EVERY RIDE.



FAST CHARGING

RECHARGE IN HOURS, NOT OVERNIGHT



ZERO MAINTENANCE

NO WATERING, NO ACID, NO HASSLE



DURABLE & SAFE

IP67 WATERPROOF RATING, MULTIPLE PROTECTIONS

3 Level Smart Performance



Battery Management System

(BMS) DELIVERS ADVANCED SMART PROTECTION THAT MAXIMIZES PERFORMANCE, SAFETY, AND LIFESPAN FOR EVERY LITHIUM BATTERY PACK.



CAN Communication

CAN COMMUNICATION ENABLES SEAMLESS INTEGRATION BETWEEN THE BATTERY AND VEHICLE SYSTEMS, ENSURING PRECISE DATA EXCHANGE FOR OPTIMIZED COMPATIBILITY.



Bluetooth Capabilities

BLUETOOTH MONITORING ALLOWS USERS TO INSTANTLY VIEW REAL-TIME BATTERY DATA AND DIAGNOSTICS FOR EFFORTLESS SYSTEM MANAGEMENT.

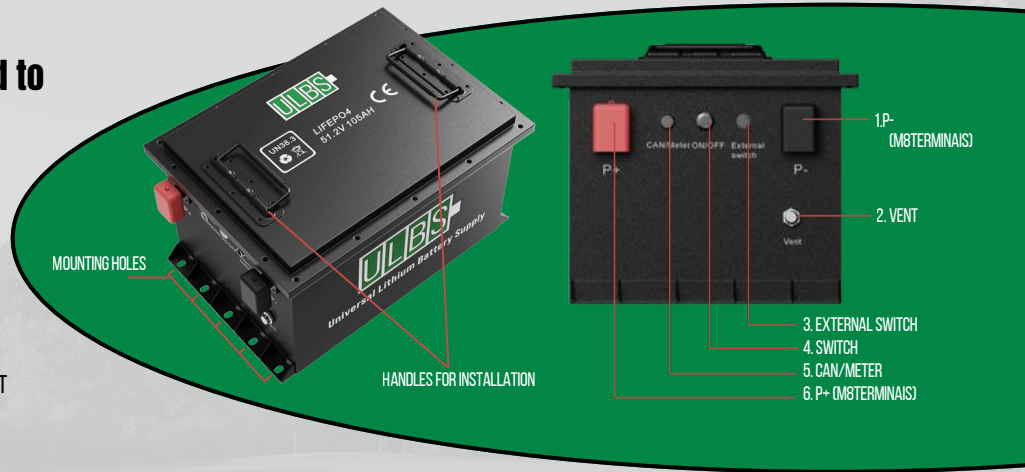

Smart BMS App

SMART BMS ALLOWS USERS TO REMOTELY MONITOR THEIR BATTERY FLEET DIRECTLY FROM THEIR MOBILE DEVICE, PROVIDING ENHANCED CONVENIENCE AND EASE OF USE.



Battery Overview

Four unique battery models designed to power a *wide range* of equipment.



Battery Specifications

BATTERY MODEL	38.4V 105AH	48V 105 AH	48V 150AH (LONG RANGE)	70.4~72V 105AH
ULBS MODEL	DQ-38.4-105	DQ-51.2-105	DQ-51.2-150	DQ-76.8-105
SYSTEM VOLTAGE (V)	36	48	48	72
NOMINAL VOLTAGE (V)	38.40	51.20	51.20	76.80
LITHIUM-ION NOMINAL CAPACITY	105	105	150	105
NOMINAL ENERGY (KWH)	4.03	5.38	7.68	8.06
CYCLE LIFE	>4000	>4000	>4000	>4000
CONTINUOUS CHARGE/DISCHARGE	15A/200A	15A/200A	15A/200A	15A/200A
MAXIMUM CHARGE/DISCHARGE CURRENT	30A/500A	30A/500A	30A/500A	30A/500A
MILEAGE PER FULL CHARGE	30-40 MILES	40-50 MILES	60-70 MILES	60-70 MILES
DIMENSIONS W×L×H (INCH)	16.14×11.18×10.43	18.51×12.60×10.43	22.05×14.17×10.43	24.17×12.09×10.43
BATTERY WEIGHT (LBS)	88	103	154	154
IP RATING	67	67	67	67

Battery Accessories

Standard Features:

Battery Meter (Standard Feature)



External Switch (Standard Feature)



Optional Features:


Advanced Battery Meter




Replaceable Port (Water-proof Cover)



Battery Charger



DC-DC Voltage Regulator - 18-58V to 12V



Charger Specifications

CHARGER MODEL	1200BG3615	1200BG4815	41200BG7210
INPUT VOLTAGE	SINGLE-PHASE 110VAC	SINGLE-PHASE 110VAC	SINGLE-PHASE 110VAC
APPLICABLE BATTERY VOLTAGE	36V	48V	72V
INPUT CURRENT	≤7A	≤7A	≤7A
MAXIMUM OUTPUT VOLTAGE	45V	60V	88V
MAXIMUM OUTPUT CURRENT	15A	15A	10A
MAXIMUM POWER	750W	750W	750W
CHARGING CONNECTOR	BOLTED CONNECTION	BOLTED CONNECTION	BOLTED CONNECTION
CONVERSION EFFICIENCY	88%	88%	88%
LENGTH	9.29"	9.29"	9.29"
WIDTH	5.18"	5.18"	5.18"
HEIGHT	3.15"	3.15"	3.15"
WEIGHT	15 LBS	15 LBS	15 LBS



**FOR MORE INFORMATION, PLEASE CONTACT A
ULBS AUTHORIZED DEALER**

SALES@ULBSPower.com

346-807-9235

